



# 4<sup>TH</sup> QUARTER REPORT

PONCA CITY POLICE DEPARTMENT

2017



# CRIMES AGAINST PERSONS



OCTOBER-DECEMBER	2016	2017	% CHANGE
HOMICIDE	0	0	N/C
RAPE	8	4	-50.0
ROBBERY	10	5	-50.0
AGGRAVATED ASSAULT	40	19	-52.5
<b>QUARTERLY TOTAL AGAINST PERSONS</b>	<b>58</b>	<b>28</b>	<b>-51.7</b>
<b>YTD TOTAL AGAINST PERSONS</b>	<b>215</b>	<b>202</b>	<b>-6.0</b>

THERE WAS A **51.7% DECREASE** IN PART I UCR CRIMES AGAINST PERSONS FROM THIS PERIOD IN 2016



# CRIMES AGAINST PROPERTY




OCTOBER-DECEMBER	2016	2017	% CHANGE
BURGLARY	71	73	2.8
LARCENY/THEFT	151	173	14.6
STOLEN VEHICLE	12	7	-41.7
<b>QUARTERLY TOTAL AGAINST PROPERTY</b>	<b>234</b>	<b>253</b>	<b>8.1</b>
<b>YTD TOTAL AGAINST PROPERTY</b>	<b>966</b>	<b>957</b>	<b>-0.9</b>

THERE WAS A **8.1% INCREASE** IN PART I UCR CRIMES AGAINST PROPERTY FROM THIS PERIOD IN 2016

**86%**

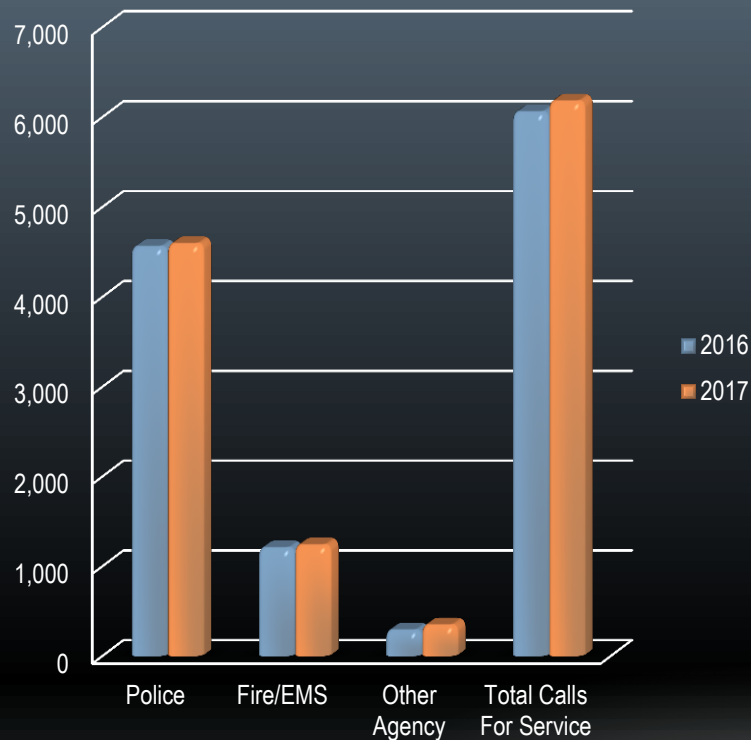
OF REPORTED STOLEN VEHICLES HAD KEYS LEFT IN THE VEHICLE (100% WERE UNLOCKED)

 **3.7%**

OVERALL DECREASE IN PART I UCR CRIME IN 4<sup>th</sup> QUARTER (Compared to 2016 4<sup>th</sup> Quarter)

# CALLS FOR SERVICE

## DISPATCHED CALLS FOR SERVICE 4TH QUARTER



OCTOBER-DECEMBER	2016	2017	% CHANGE
POLICE	4,562	4,594	.7
FIRE/EMS	1,207	1,239	2.7
OTHER AGENCY	290	347	19.7
<b>TOTAL CALLS FOR SERVICE</b>	<b>6,059</b>	<b>6,180</b>	<b>2</b>
<b>YTD CALLS FOR SERVICE</b>	<b>25,114</b>	<b>25,136</b>	<b>.1</b>

There was an overall **INCREASE** in calls for service by 2% in this quarter compared to the same time period in 2016. Police calls for service **INCREASED** by 0.7%

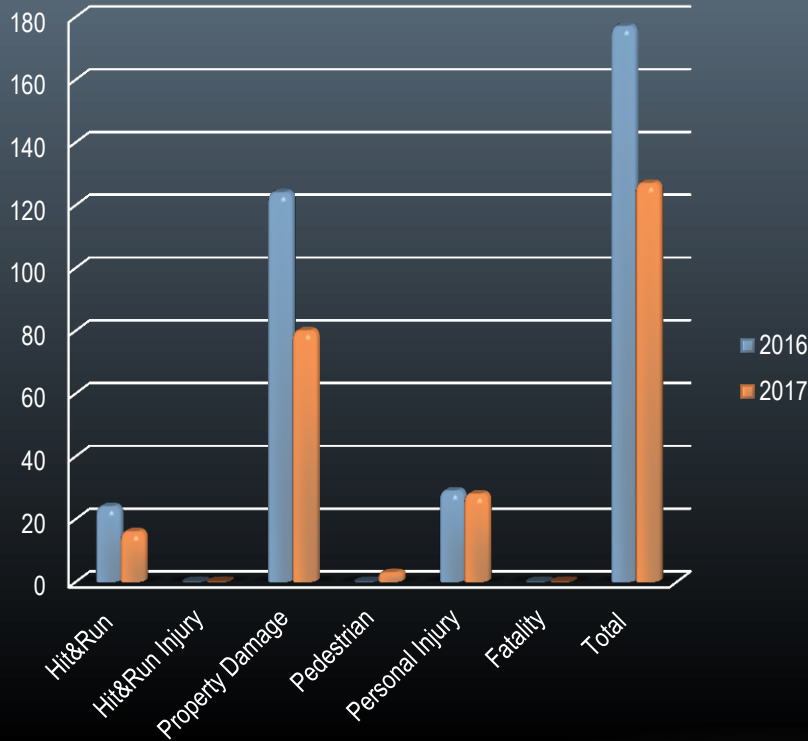
Year to date, calls for service have **INCREASED** by .1%.



# VEHICLE ACCIDENT REPORTS



## ACCIDENT REPORTS 4TH QUARTER



OCTOBER-DECEMBER	2016	2017	% CHANGE
HIT&RUN	24	16	-33.3
HIT&RUN INJURY	0	0	N/C
PROPERTY DAMAGE	124	80	-35.5
PEDESTRIAN	0	3	N/C
PERSONAL INJURY	29	28	-3.4
FATALITY	0	0	N/C
<b>TOTAL</b>	<b>177</b>	<b>127</b>	<b>-28.2</b>
<b>YTD ACCIDENT REPORTS</b>	<b>690</b>	<b>520</b>	<b>-24.6</b>

Accidents overall **DECREASED** by 28% in the 4<sup>th</sup> quarter compared to the same time frame in 2016\*\*.

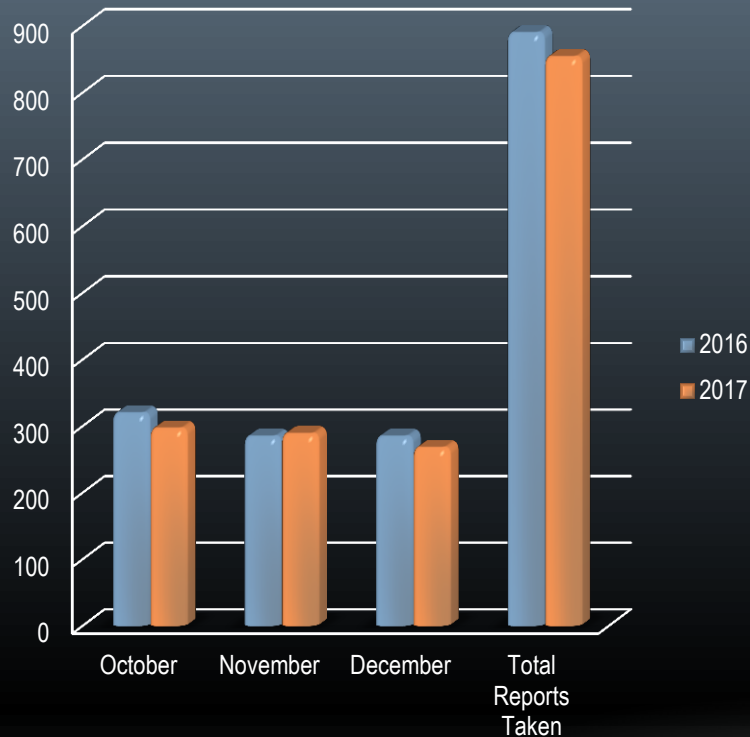
\*\*Note: Due to changes in department policy, minor accidents must now meet certain criteria before being taken. Officers no longer take reports for ALL minor accidents.



# INCIDENT REPORTS



## INCIDENT REPORTS TAKEN 4TH QUARTER



OCTOBER-DECEMBER	2016	2017	% CHANGE
OCTOBER	320	297	-7.2
NOVEMBER	285	289	1.4
DECEMBER	285	268	-6.0
<b>TOTAL REPORTS TAKEN</b>	<b>890</b>	<b>854</b>	<b>-4.0</b>
<b>YTD REPORTS TAKEN</b>	<b>3,480</b>	<b>3,519</b>	<b>1.1</b>

The number of incident reports taken has **DECREASED** by 4% during the 4<sup>th</sup> quarter compared to the same time frame in 2016.

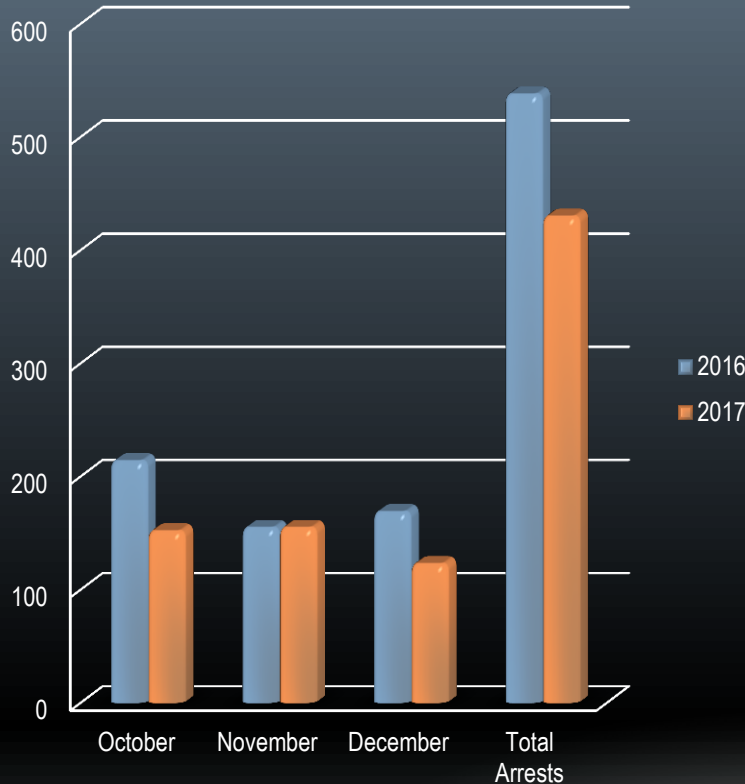
Year to date, the number of reports taken has **INCREASED** by 1.1%



# ARRESTS



## ARRESTS 4TH QUARTER



OCTOBER-DECEMBER	2016	2017	% CHANGE
OCTOBER	214	152	-29.0
NOVEMBER	155	155	0.0
DECEMBER	169	123	-27.2
<b>TOTAL ARRESTS</b>	<b>538</b>	<b>430</b>	<b>-20.1</b>
<b>YTD TOTALS</b>	<b>2,234</b>	<b>1,971</b>	<b>-11.8</b>

Arrests have DECREASED by 20% during the 4<sup>th</sup> quarter compared to the same time period in 2016.

Year to date, the number of arrests have DECREASED by 11.8%.

**20%** OF ARRESTS WERE FOR ALCOHOL RELATED CHARGES

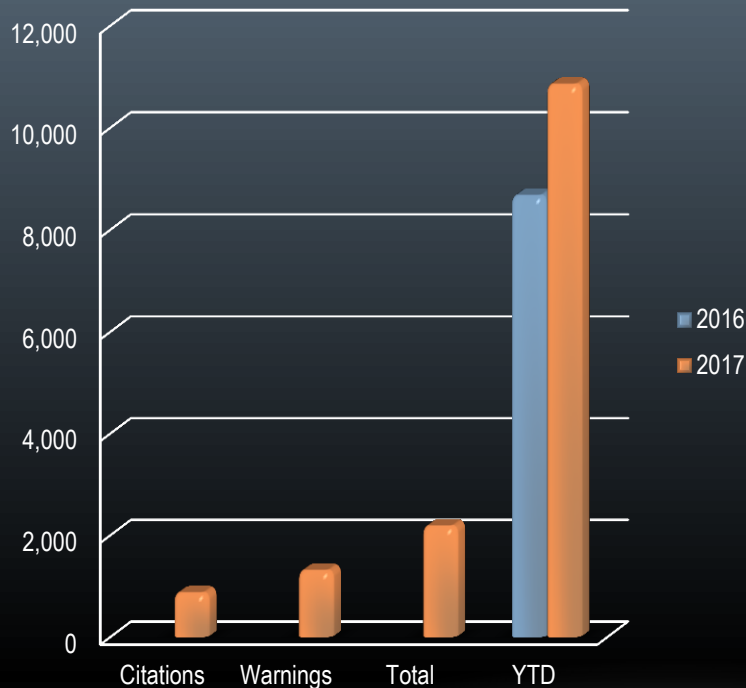
**18%** OF ARRESTS WERE FOR DRUG RELATED CHARGES



# CITATIONS & WARNINGS

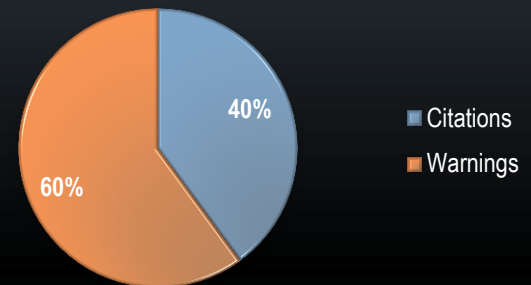


### CITATIONS AND WARNINGS 4TH QUARTER



OCTOBER-DECEMBER	2017
CITATIONS	873
WARNINGS	1,313
<b>QUARTERLY TOTAL</b>	<b>2,186</b>
<b>YTD TOTALS</b>	<b>10,856</b>

### CITATIONS AND WARNINGS 4TH QUARTER



The combined total of Citations and Warnings has **INCREASED** overall by 25.1% during 2017 compared to 2016.